


Voucher Style Laser Checks


CLASSIC with screened vouchers only



STONE panto prints with a colored border & white vouchers only



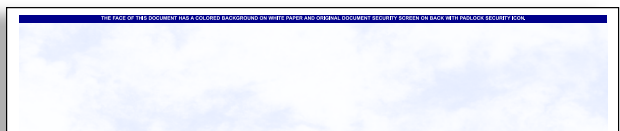
LINEN with VOID feature and screened vouchers only



AMERICAN FLAG prints in red & blue with white vouchers only



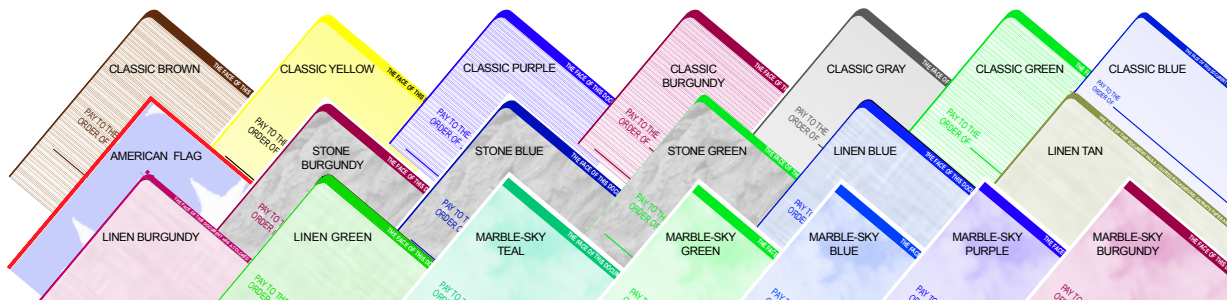
MARBLESKY with MICR white band & white vouchers only



PANTOGRAPHS	LV-1 Imprinted Checks						
	TOP with LINES	TOP with SIG LINE ONLY	MIDDLE with SIG LINE ONLY	TOP with NO LINES	MIDDLE with NO LINES	BOTTOM NO LINES 2 Perfs	*BOTTOM NO LINES 1 Perf
CLASSIC							
BLUE	X	X	X	X	X	X	X
GREEN	X	X	X	X	X	X	X
BURGUNDY	X	X	X	X	X	X	X
PURPLE	X	X	X			X	
YELLOW	X	X	X				
BROWN	X	X	X				
GRAY	X	X	X	X	X	X	
STONE							
BLUE	X	X	X	X	X		
GREEN	X	X	X	X	X		
BURGUNDY	X	X	X	X	X		
LINEN							
BLUE	X	X	X				
GREEN	X	X	X				
BURGUNDY	X	X	X				
TAN	X	X	X				
SPECIALTY							
AMERICAN FLAG	X	X	X				
MARBLE-SKY							
BLUE	X	X	X				
GREEN	X	X	X				
BURGUNDY	X	X	X				
PURPLE	X	X	X				
TEAL	X	X	X				

*Bottom check with 1 perf at 7 1/2" from top with white voucher.

Laser/Inkjet Pantographs & Colors Choices



Security Features

Protect your financial documents. Our checks are manufactured with special security features that make copying or alteration easy to detect.

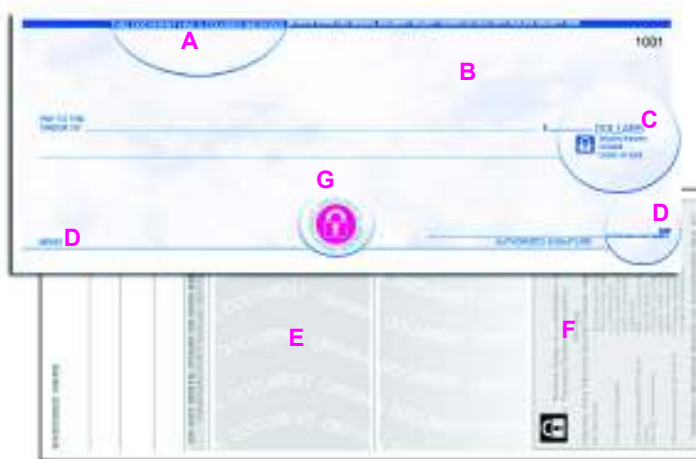
We are licensed by the Check Payment Systems Association to use the padlock icon which indicates that our checks meet the security guidelines set forth by the CPSA.

E. Security Screen A security screen that reads ORIGINAL DOCUMENT is found on the back of our checks. This screen will not photocopy.

F. Full Security Description A full description of the check's security features appears on the back of the check.

G. Thermochromic Ink Spot
This security feature is printed with specialty ink that disappears when rubbed or exposed to a heat source. The functionality of the ink does not work when photocopied.

A. Warning Band Found in the top border of the check, the warning band describes the security features that cashiers should look for when processing the check.



B. Security Pantograph Our custom check backgrounds are designed to limit photocopy or scan replication.

C. Padlock Icon This security symbol (found on both sides of the check) warns that the check is protected with security features. Cashiers are instructed to look for a description of the features on the back of the check.

D. "MP" Logo MP, short for micro-printing, indicates that there is type on the check printed so small that it cannot be legibly copied. The signature line as well as six other lines on the back of the checks are printed with the microscopic words ORIGINAL DOCUMENT.